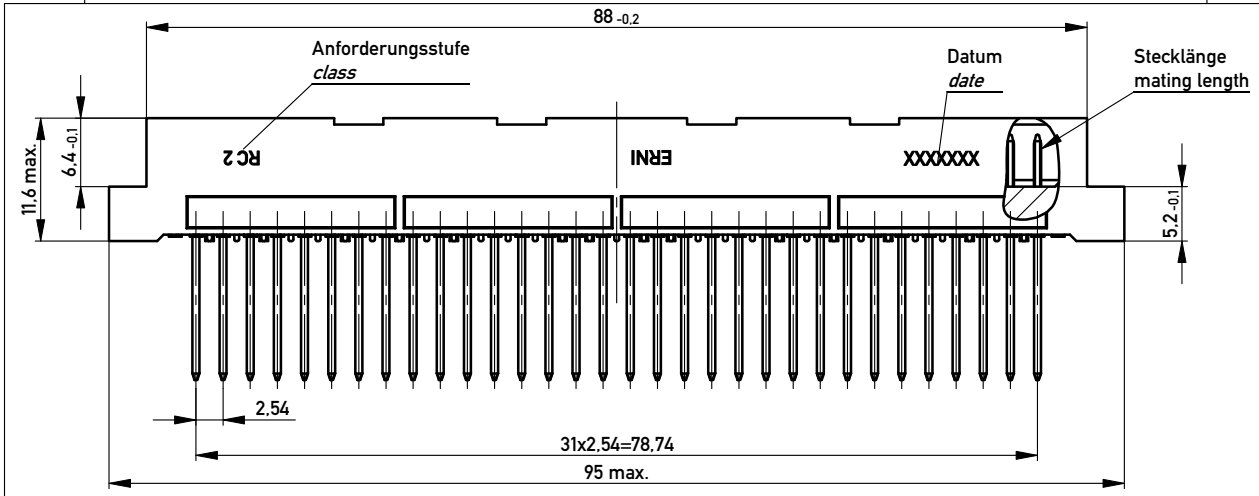

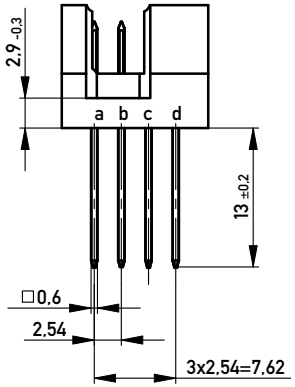

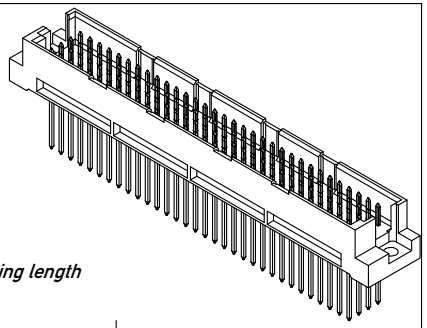

Stecklänge / *mating length*

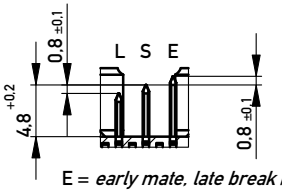

E = *early mate, late break* / voreilend
S = standard
L = *late mate, early break* / nacheilend

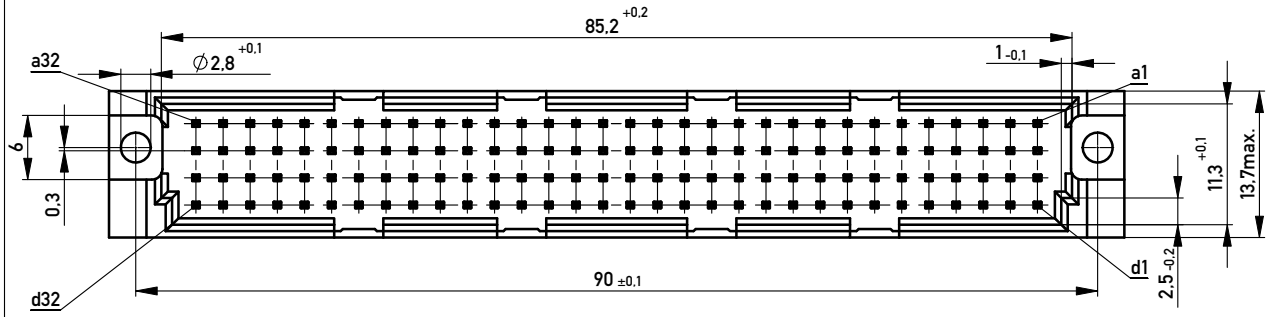

Gerader Anschluss 0,6x0,6mm /*straight terminal 0,6x0,6mm*
Isolierwerkstoff */ housing material : PBT GF 30*
Bauart 4 / *type 4*
Anforderungsstufe 2 = 400 Steckzyklen */ performance class 2 = 400 mating cycles*
Fehlende Maße und Angaben nach IEC 60 603-2 / DIN EN 60 603-2
Missing information and dimensions per IEC 60 603-2 / DIN EN 60 603-2

Bestückungsplan / *contact layout*

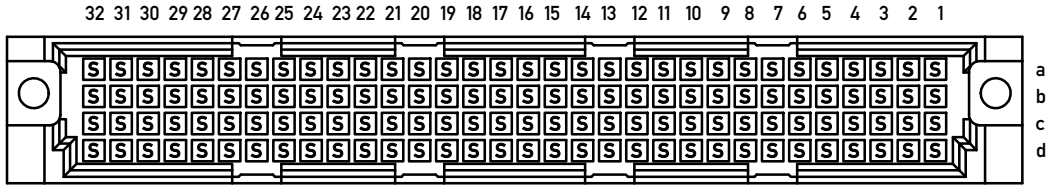

Bedruckung siehe Zeichnung 294905
Marking see drawing 294905

Leiterplatten-Lochbild / *PCB drillhole pattern*

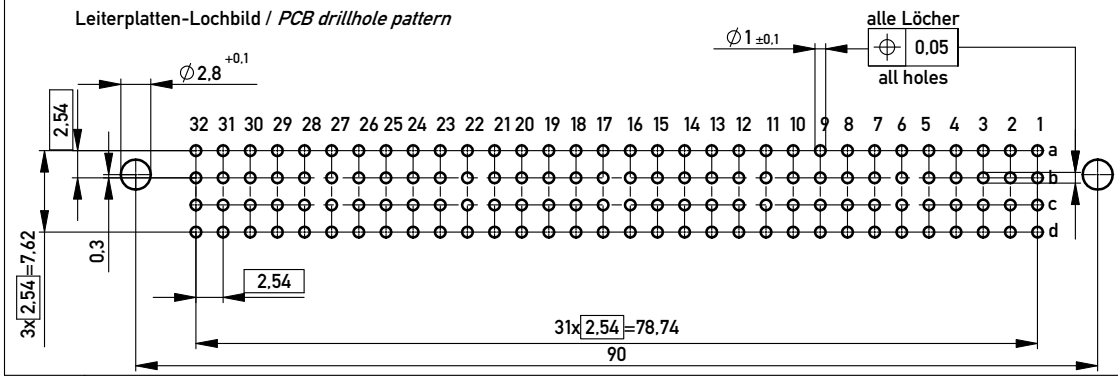

Information:	Tolerances	All Dimensions in mm	Scale 2:1
All rights reserved. Only for Information. To ensure that this is the latest version of this drawing, please contact one of the ERNI companies before using.	Subject to modification without prior notice. Drawing will not be updated.	ERNI www.ERNI.com	Designation: Messerleiste RD 128 / *Male Connector RD 128*
- / Index	02.06.2009 / Date		374459 — I — A3
			Class STVRD

Copyright by ERNI GmbH
Proprietary notice pursuant to ISO 16016 to be observed.